



# EnergyWall U-HRV VERTICAL WITH HOOD - TOP MOUNTED

### U-HRV: DIMENSION DATA

MODEL	U-HRV-600	U-HRV-1200	U-HRV-1800	U-HRV-2400	U-HRV-3000
A- NO HOOD (IN)	12	24.13	36.25	48.38	60.5
A- W/ HOOD (IN)	13.19	25.32	37.44	49.57	61.69
A- W/ HOOD & DAMPER	13.19	25.32	37.44	49.57	61.69
B- NO HOOD (IN)	58.25	58.25	58.25	58.25	58.25
B- W/ HOOD (IN)	71.13	71.13	71.13	71.13	71.13
B- W/ HOOD & DAMPER	96.68	96.68	96.68	96.68	96.68
C- NO HOOD (IN)	1	1	1	1	1
C- W/ HOOD (IN)	26	26	26	26	26
C- W/ HOOD & DAMPER	31	31	31	31	31
D- NO HOOD (IN)	56.5	56.5	56.5	56.5	56.5
D- W/ HOOD (IN)	72.63	72.63	72.63	72.63	72.63
D- W/ HOOD & DAMPER	72.63	72.63	72.63	72.63	72.63
DUCT DIMENSIONS (IN)	12.13X12.13	24.25X12.13	36.38X12.13	48.5X12.13	60.63X12.13

### U-HRV: PERFORMANCE DATA

MODEL	U-HRV-600	U-HRV-1200	U-HRV-1800	U-HRV-2400	U-HRV-3000
CFM RANGE	75-700	150-1400	225-2100	300-2800	375-3500
EXTERNAL STATIC	Up to 2" w.c.	Up to 2" w.c.	Up to 2" w.c.	Up to 2" w.c.	Up to 2" w.c.
SENSIBLE EFFICIENCY	73	73	73	73	73
LATENT EFFICIENCY	N/A	N/A	N/A	N/A	N/A
TOTAL EFFICIENCY	69	73	73	73	73

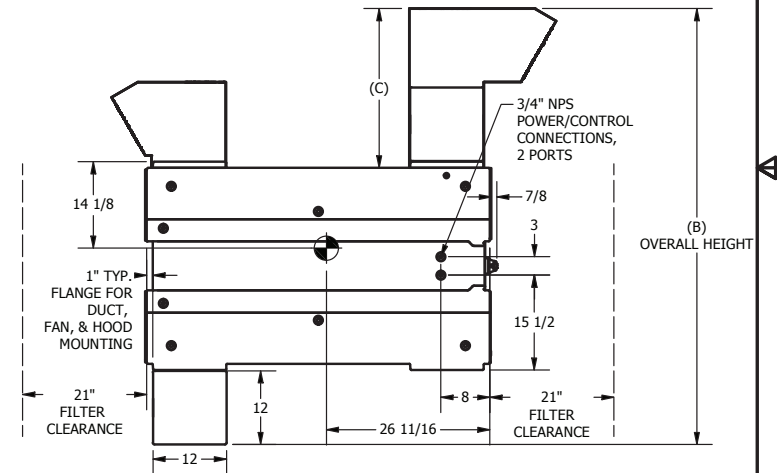
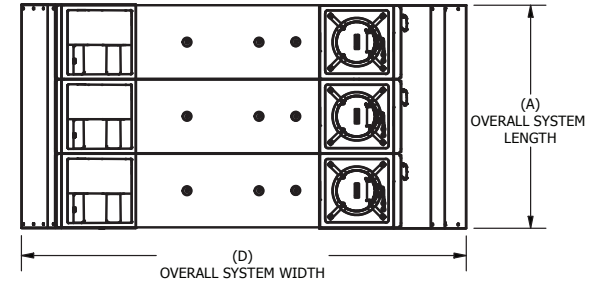
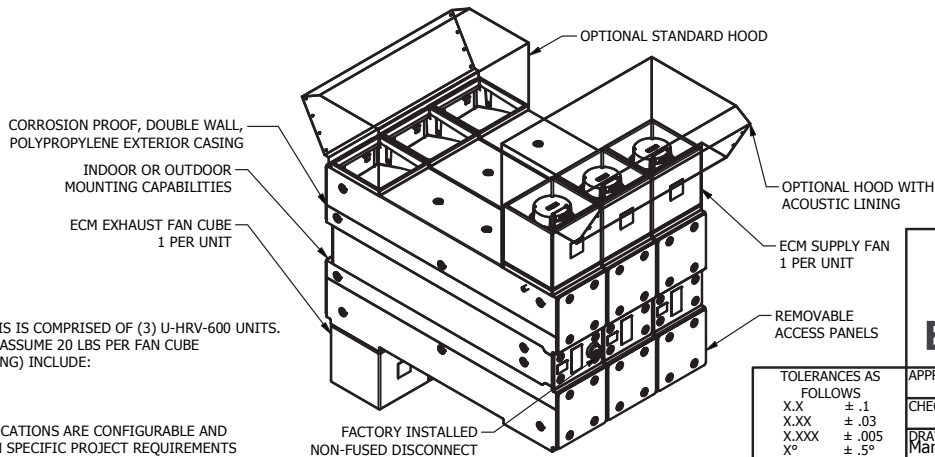
### U-HRV: UNIT DATA

MODEL	U-HRV-600	U-HRV-1200	U-HRV-1800	U-HRV-2400	U-HRV-3000
FAN QUANTITY	2	4	6	8	10
VOLTAGE	208-277VAC	208-277VAC	208-277VAC	208-277VAC	208-277VAC
PHASE	1	1	3	3	3
FREQUENCY (HZ)	50/60	50/60	50/60	50/60	50/60
MCA (A)	8.3	15.1	13.3	20.2	27
MOP (A)	15	20	15	25	30
WEIGHT (LBS)*	96.0	187.0	278.0	369.0	460.0
WEIGHT- W/ HOOD (LBS)*	120	223	326	442	548
WEIGHT- W/ HOOD & DAMPER (LBS)*	144	270	395	536	664

\*SEE NOTES

- NOTES:
- U-HRV-1800 MODEL SHOWN IN DRAWING, THIS IS COMPRISED OF (3) U-HRV-600 UNITS.
  - FAN CUBE WEIGHT NOT INCLUDED IN TABLE, ASSUME 20 LBS PER FAN CUBE
  - OPTIONAL FEATURES (NOT SHOWN IN DRAWING) INCLUDE:
    - ROTARY FACE AND BYPASS DAMPER
    - MERV 11/15 SUPPLY FILTER

1. FAN TYPES, FILTER CLEARANCES, AND FAN LOCATIONS ARE CONFIGURABLE AND LOCATIONS ARE SUBJECT TO CHANGE BASED ON SPECIFIC PROJECT REQUIREMENTS



	PROJECT				
	SUBMITTAL DRAWING				
	TITLE				
	U-HRV VERTICAL ORIENTATION WITH HOOD- TOP MOUNTED				
PART NUMBER					
N/A					
APPROVED		SIZE	CODE	DWG NO	REV
CHECKED		B		N/A	0
DRAWN		SCALE		SHEET 1 OF 1	
Manny Esteves 2/9/2021		.0475			

TOLERANCES AS FOLLOWS
X.X ± .1
X.XX ± .03
X.XXX ± .005
X° ± .5°