

4

3

2

1

U-HRV: DIMENSION DATA

MODEL	U-HRV-600	U-HRV-1200	U-HRV-1800	U-HRV-2400	U-HRV-3000	U-HRV-3600	U-HRV-4200	U-HRV-4800	U-HRV-5400	U-HRV-6000
A- NO HOOD (IN)	12	24.13	36.25	48.38	60.5	72.63	84.75	96.88	109	121.13
A- W/ HOOD (IN)	13.19	25.32	37.44	49.57	61.69	73.82	85.94	98.00	110.13	122.25
A- W/ HOOD & DAMPER	13.19	25.32	37.44	49.57	61.69	73.82	85.94	98.00	110.13	122.25
B- NO HOOD (IN)	58.25	58.25	58.25	58.25	58.25	58.25	58.25	58.25	58.25	58.25
B- W/ HOOD (IN)	71.13	71.13	71.13	71.13	71.13	71.13	71.13	71.13	71.13	71.13
B- W/ HOOD & DAMPER	96.68	96.68	96.68	96.68	96.68	96.68	96.68	96.68	96.68	96.68
C- NO HOOD (IN)	1	1	1	1	1	1	1	1	1	1
C- W/ HOOD (IN)	26	26	26	26	26	26	26	26	26	26
C- W/ HOOD & DAMPER	31	31	31	31	31	31	31	31	31	31
D- NO HOOD (IN)	56.5	56.5	56.5	56.5	56.5	56.5	56.5	56.5	56.5	56.5
D- W/ HOOD (IN)	72.63	72.63	72.63	72.63	72.63	72.63	72.63	72.63	72.63	72.63
D- W/ HOOD & DAMPER	72.63	72.63	72.63	72.63	72.63	72.63	72.63	72.63	72.63	72.63
DUCT DIMENSIONS (IN)	12.13X12.13	24.25X12.13	36.38X12.13	48.5X12.13	60.63X12.13	72.75X12.13	84.88X12.13	97X12.13	109.13X12.13	121.25X12.13

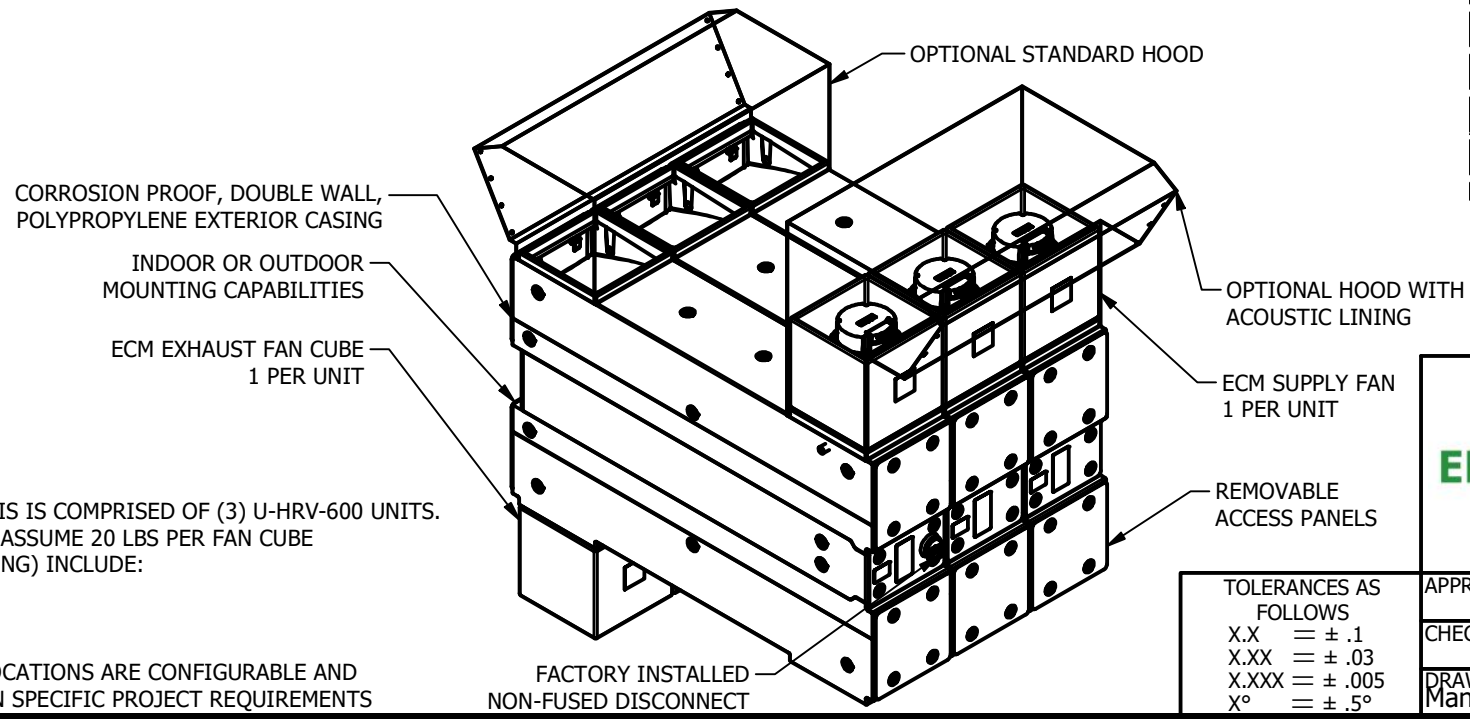
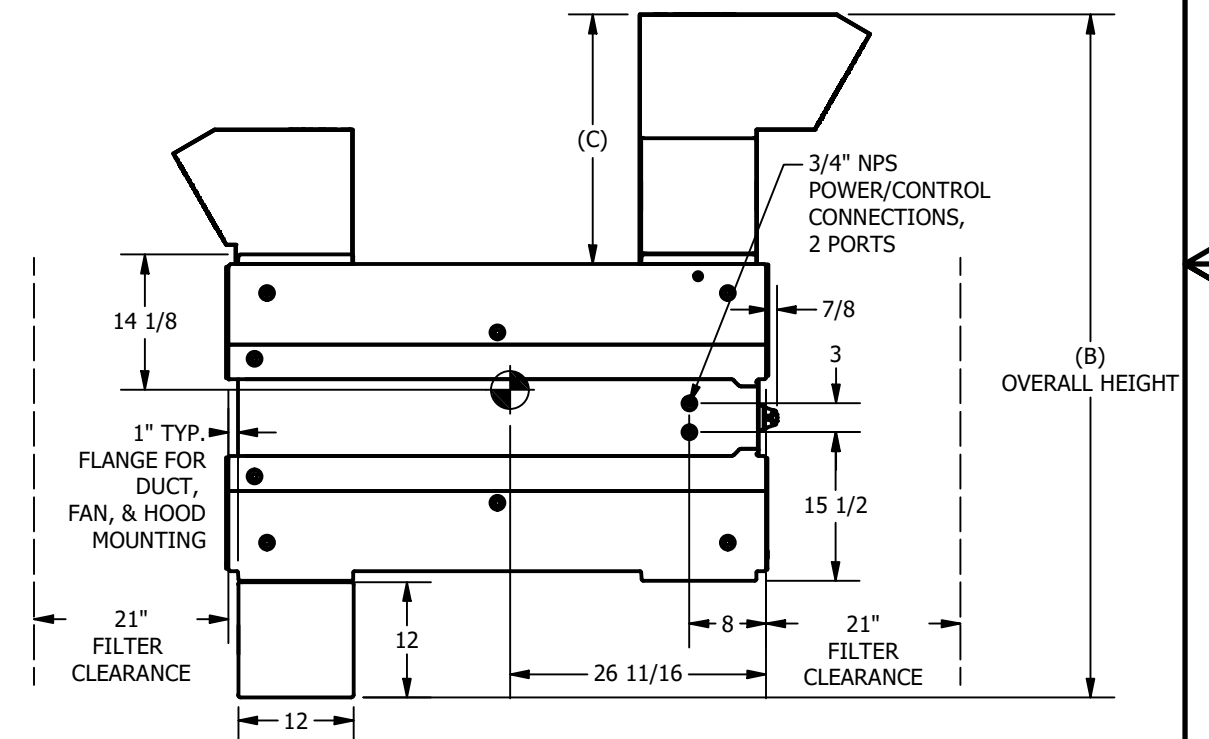
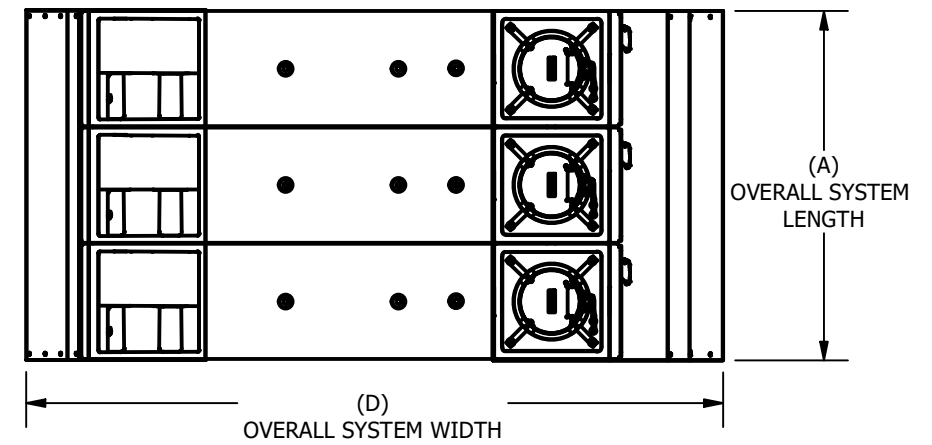
U-HRV: PERFORMANCE DATA

MODEL	U-HRV-600	U-HRV-1200	U-HRV-1800	U-HRV-2400	U-HRV-3000	U-HRV-3600	U-HRV-4200	U-HRV-4800	U-HRV-5400	U-HRV-6000
CFM RANGE	75-700	150-1400	225-2100	300-2800	375-3500	450-4200	525-4900	600-5600	675-6200	750-7000
EXTERNAL STATIC	Up to 2" w.c.	Up to 2" w.c.	Up to 2" w.c.	Up to 2" w.c.	Up to 2" w.c.	Up to 2" w.c.	Up to 2" w.c.	Up to 2" w.c.	Up to 2" w.c.	Up to 2" w.c.
SENSIBLE EFFICIENCY	73	73	73	73	73	73	73	73	73	73
LATENT EFFICIENCY	N/A	N/A	N/A	N/A	N/A	N/A	N/A	N/A	N/A	N/A
TOTAL EFFICIENCY	69	73	73	73	73	73	73	73	73	73
COOLING ENERGY FROM COIL (BTUs/Hr)	18000	36000	54000	72000	90000	N/A	N/A	N/A	N/A	N/A
HEATING ENERGY FROM COIL (BTUs/Hr)	18000	36000	54000	72000	90000	N/A	N/A	N/A	N/A	N/A

U-HRV: UNIT DATA

MODEL	U-HRV-600	U-HRV-1200	U-HRV-1800	U-HRV-2400	U-HRV-3000	U-HRV-3600	U-HRV-4200	U-HRV-4800	U-HRV-5400	U-HRV-6000
FAN QUANTITY	2	4	6	8	10	12	14	16	18	20
VOLTAGE	208-277VAC	208-277VAC	208-277VAC	208-277VAC	208-277VAC	208-277VAC	208-277VAC	208-277VAC	208-277VAC	208-277VAC
PHASE	1	1	3	3	3	3	3	3	3	3
FREQUENCY (HZ)	50/60	50/60	50/60	50/60	50/60	50/60	50/60	50/60	50/60	50/60
MCA (A)	8.3	15.1	13.3	20.2	27	25.2	32.1	38.9	37.1	44
MOP (A)	15	20	15	25	30	30	35	40	40	45
WEIGHT (LBS)*	96.0	187.0	278.0	369.0	460.0	551.0	642.0	733.0	824.0	915.0
WEIGHT- W/ HOOD (LBS)*	120	223	326	442	548	654	760	865	971	1077
WEIGHT- W/ HOOD & DAMPER (LBS)*	144	270	395	536	664	792	920	1049	1177	1306

*SEE NOTES



- NOTES:
- U-HRV-1800 MODEL SHOWN IN DRAWING, THIS IS COMPRISED OF (3) U-HRV-600 UNITS.
 - FAN CUBE WEIGHT NOT INCLUDED IN TABLE, ASSUME 20 LBS PER FAN CUBE
 - OPTIONAL FEATURES (NOT SHOWN IN DRAWING) INCLUDE:
 - ROTARY FACE AND BYPASS DAMPER
 - HYDRONIC COIL OR DX COIL
 - MERV 11/13 SUPPLY FILTER
 - FAN TYPES, FILTER CLEARANCES, AND FAN LOCATIONS ARE CONFIGURABLE AND LOCATIONS ARE SUBJECT TO CHANGE BASED ON SPECIFIC PROJECT REQUIREMENTS



PROJECT			
SUBMITTAL DRAWING			
TITLE			
U-HRV VERTICAL ORIENTATION WITH HOOD- TOP MOUNTED			
PART NUMBER			
N/A			
APPROVED	SIZE	CODE	DWG NO
CHECKED	B		N/A
DRAWN	SCALE		REV
Manny Esteves	.0475		0
2/9/2021			
SHEET 1 OF 1			

TOLERANCES AS FOLLOWS
X.X = ± .1
X.XX = ± .03
X.XXX = ± .005
X° = ± .5°

4

3

2

1